



NIVOS PUPPY TRACKER vol.2

Australian Shepherd

DOB: 29.09.2024

Kennel:	Nivos
Breeder:	Pernille Jakobsen
Sire:	Phoenix For Skyron du Chemin de Mandrin
Dam:	Nivos Coconut Oil

Description

The NivosPuppyTracker© is a comprehensive and visual template designed for breeders to monitor and analyze the early growth stages of their newborn Australian Shepherd puppies, during their critical first two weeks. Its purpose is to provide a systematic approach for recording and evaluating growth patterns, with an emphasis on individual care and early detection of potential health issues.

Remember to consult with a licensed veterinarian when in doubt about a puppy's state of health.

Health alerts

The template implements a red color to signal deviations in growth relative to the breed-specific average and the puppy's initial growth. These features act as an early warning, to identify puppies that may require additional care.

Alert:	Min. weight	aim	Gain (%)
Action:	Day 0-9: Monitor the lightest puppies. Alerts if below minimum breed weight.	Aim to double the individual puppy's birth weight by day 10. Alerts for unmet target.	Provide extra care to puppies with daily gains below breed average. Alerts if below.

Fill out colored boxes below.

Write #N/A if a day was skipped

No.	Name	Day 0	Day 1	Day 2	Day 3	Day 4	Day 5	Day 6	Day 7	Day 8	Day 9	Day 10	Day 11	Day 12	Day 13	Day 14	
1		Birth Weight														aim: 474g	
	Switch	237g	248g	272g	310g	358g	416g	462g	540g	622g	672g	744g	820g	912g	986g	1060g	Weight (g)
	Black tri		11g	24g	38g	48g	58g	46g	78g	82g	50g	72g	76g	92g	74g	74g	Gain (g)
			5%	10%	14%	15%	16%	11%	17%	15%	8%	11%	10%	11%	8%	8%	Gain (%)
2		Birth Weight														aim: 656g	
	Ralph	328g	326g	348g	396g	466g	532g	588g	668g	740g	812g	918g	966g	1050g	1100g	1210g	Weight (g)
	Red merle		-2g	22g	48g	70g	66g	56g	80g	72g	72g	106g	48g	84g	50g	110g	Gain (g)
			-1%	7%	14%	18%	14%	11%	14%	11%	10%	13%	5%	9%	5%	10%	Gain (%)
3		Birth Weight														aim: 540g	
	Shy	270g	282g	318g	360g	422g	470g	520g	590g	664g	744g	806g	866g	906g	974g	1020g	Weight (g)
	Blue merle		12g	36g	42g	62g	48g	50g	70g	74g	80g	62g	60g	40g	68g	46g	Gain (g)
			4%	13%	13%	17%	11%	11%	13%	13%	12%	8%	7%	5%	8%	5%	Gain (%)
4		Birth Weight														aim: 300g	
	Haze	150g	154g	170g	188g	214g	264g	310g	352g	398g	460g	504g	580g	624g	658g	726g	Weight (g)
	Red tri		4g	16g	18g	26g	50g	46g	42g	46g	62g	44g	76g	44g	34g	68g	Gain (g)
			3%	10%	11%	14%	23%	17%	14%	13%	16%	10%	15%	8%	5%	10%	Gain (%)
5		Birth Weight														aim: 248g	
	Shade	124g															Weight (g)
	Write characteristics here.	#N/A	#N/A	#N/A	#N/A	#N/A	#N/A	#N/A	#N/A	#N/A	#N/A	#N/A	#N/A	#N/A	#N/A	#N/A	Gain (g)
		#N/A	#N/A	#N/A	#N/A	#N/A	#N/A	#N/A	#N/A	#N/A	#N/A	#N/A	#N/A	#N/A	#N/A	#N/A	Gain (%)
6		Birth Weight														aim: 0g	
																	Weight (g)
	Write characteristics here.	#N/A	#N/A	#N/A	#N/A	#N/A	#N/A	#N/A	#N/A	#N/A	#N/A	#N/A	#N/A	#N/A	#N/A	#N/A	Gain (g)
		#N/A	#N/A	#N/A	#N/A	#N/A	#N/A	#N/A	#N/A	#N/A	#N/A	#N/A	#N/A	#N/A	#N/A	#N/A	Gain (%)
7		Birth Weight														aim: 0g	
																	Weight (g)
	Write characteristics here.	#N/A	#N/A	#N/A	#N/A	#N/A	#N/A	#N/A	#N/A	#N/A	#N/A	#N/A	#N/A	#N/A	#N/A	#N/A	Gain (g)
		#N/A	#N/A	#N/A	#N/A	#N/A	#N/A	#N/A	#N/A	#N/A	#N/A	#N/A	#N/A	#N/A	#N/A	#N/A	Gain (%)
8		Birth Weight														aim: 0g	
																	Weight (g)
	Write characteristics here.	#N/A	#N/A	#N/A	#N/A	#N/A	#N/A	#N/A	#N/A	#N/A	#N/A	#N/A	#N/A	#N/A	#N/A	#N/A	Gain (g)
		#N/A	#N/A	#N/A	#N/A	#N/A	#N/A	#N/A	#N/A	#N/A	#N/A	#N/A	#N/A	#N/A	#N/A	#N/A	Gain (%)

Litter Average for comparison to past, current, and future litters:

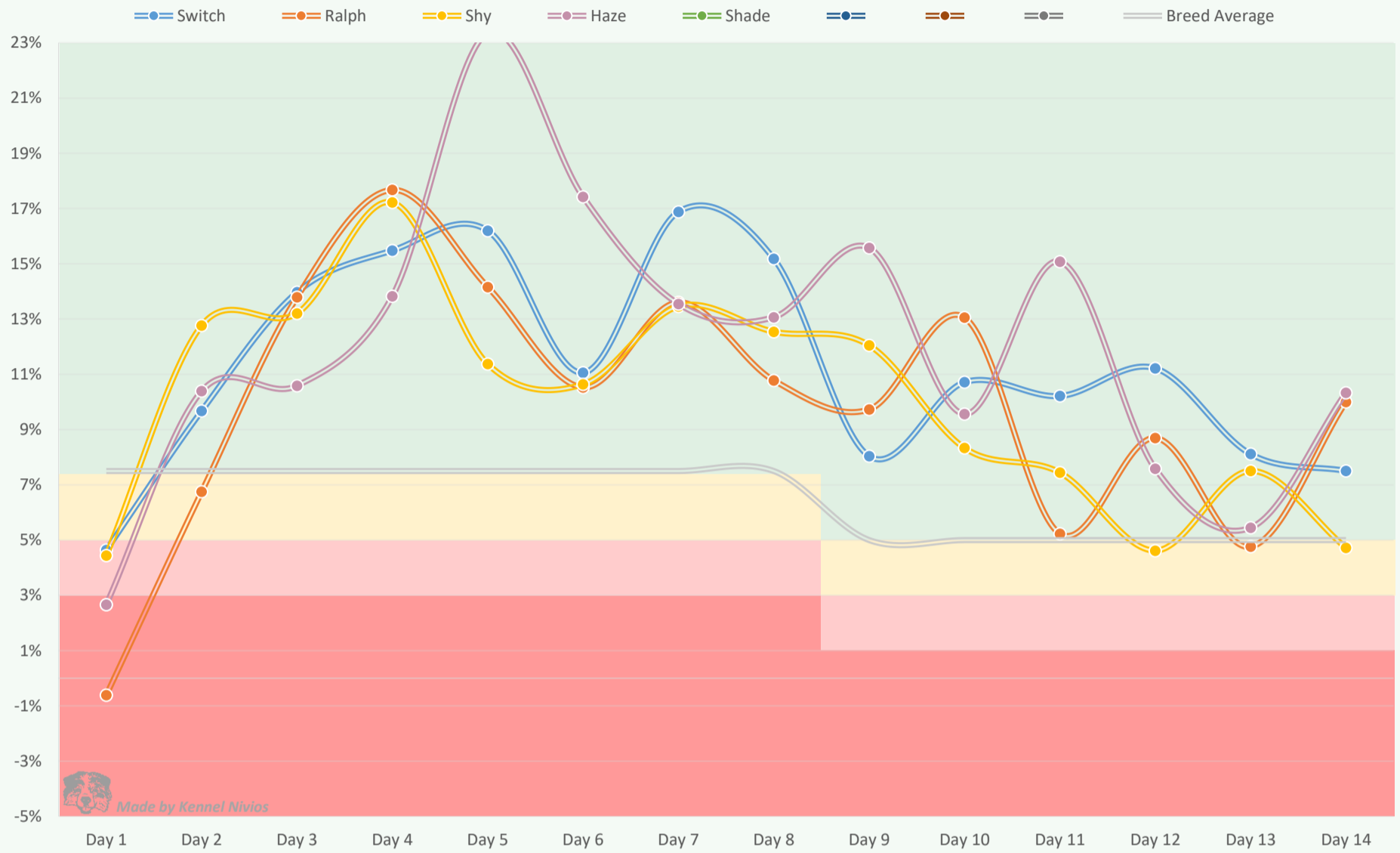
Litter Average	222g	253g	277g	314g	365g	421g	470g	538g	606g	672g	743g	808g	873g	930g	1004g	Weight (g)
----------------	------	------	------	------	------	------	------	------	------	------	------	------	------	------	-------	------------



The Nivos Puppy Charts offer a visual overview of the data, allowing you to observe and compare growth patterns not easily detected in the raw data. Comparing each puppy to one another and to an average, makes it easier for you to identify any underperforming puppies.

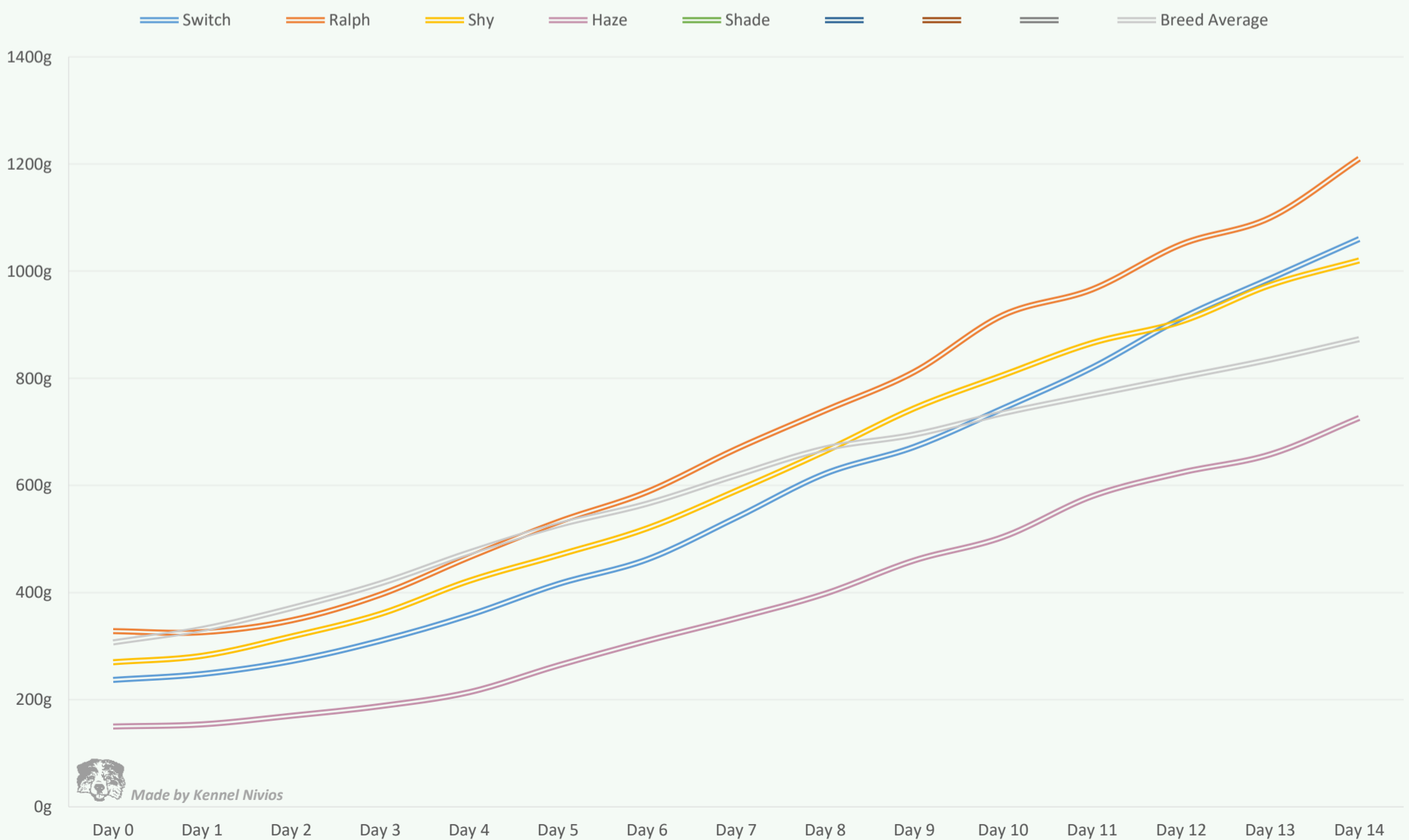
Daily Gain (%) Chart

Peak Zone	Monitoring Zone	Alert Zone	Critical Zone
Weight gain is exceeding average, indicating strong growth.	Weight gain is slightly below-average, not critical but warrants observation and potential mild intervention.	Weight gain is noticeably low, indicating prompt attention to prevent health risks.	Weight gain is critically low, requiring immediate and significant intervention to address health risks.



Weight (g) Chart

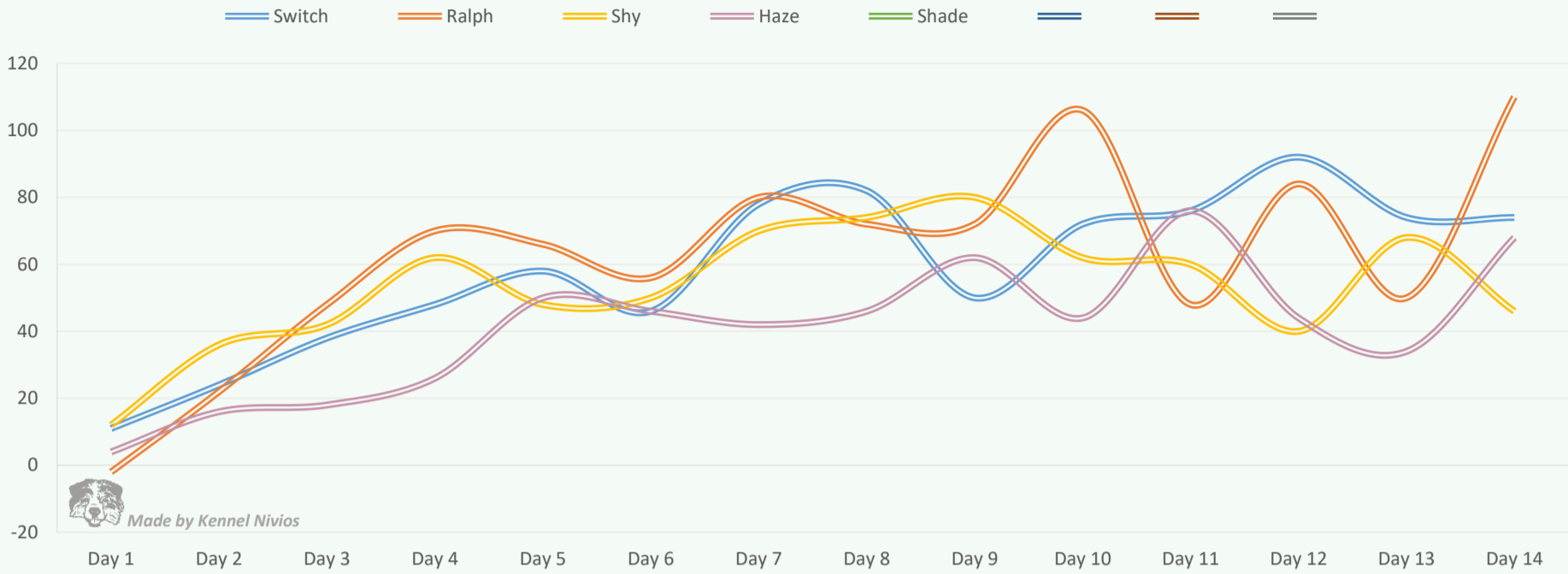
For tracking the progression of the individual puppies over time, while comparing the growth against littermates and the breed-specific average, providing insights into their relative development.





Daily Gain (g) Chart

While the Daily Gain (%) Chart provides a comprehensive assessment of overall body weight, the Daily Gain (g) Chart offers additional analysis focused specifically on the rate and consistency of weight gain. It serves as a supplement analysis to the Daily Gain (%) Chart, although it may not offer the same level of depth in evaluating growth dynamics.



Individual Gain (%) Chart

The Individual Gain (%) charts provide you with the same insights as the Daily Gain (%) Chart. However, they enable you to more easily analyse and compare each puppy's individual growth trends to the breed-specific average without interruptions, giving you insight into each puppy's growth patterns over time.

