



NIVOS PUPPY TRACKER vol.2

Australian Shepherd

DOB: 07.04.2024

Kennel:	Kennel Nivos
Breeder:	Pernille Jakobsen
Sire:	Nivos Freedom Of Speech & Nivos Mouse Hunter
Dam:	Nivos Midnight In Lyon

Description

The NivosPuppyTracker© is a comprehensive and visual template designed for breeders to monitor and analyze the early growth stages of their newborn Australian Shepherd puppies, during their critical first two weeks. Its purpose is to provide a systematic approach for recording and evaluating growth patterns, with an emphasis on individual care and early detection of potential health issues.

Remember to consult with a licensed veterinarian when in doubt about a puppy's state of health.

Health alerts

The template implements a red color to signal deviations in growth relative to the breed-specific average and the puppy's initial growth. These features act as an early warning, to identify puppies that may require additional care.

Alert:	Min. weight	aim	Gain (%)
Action:	Day 0-9: Monitor the lightest puppies. Alerts if below minimum breed weight.	Aim to double the individual puppy's birth weight by day 10. Alerts for unmet target.	Provide extra care to puppies with daily gains below breed average. Alerts if below.

Fill out colored boxes below.

Write #N/A if a day was skipped

No.	Name	Day 0	Day 1	Day 2	Day 3	Day 4	Day 5	Day 6	Day 7	Day 8	Day 9	Day 10	Day 11	Day 12	Day 13	Day 14	Weight (g)	Gain (g)	Gain (%)
1		Birth Weight															aim: 452g		
	Two	226g	258g	292g	338g	400g	464g	514g	578g	626g	658g	732g	750g	814g	834g	882g	Weight (g)		
	Male, Black, NBT, Open Bliss, Open Collar	32g	34g	46g	62g	64g	50g	64g	48g	32g	74g	18g	64g	20g	48g		Gain (g)		
		14%	13%	16%	18%	16%	11%	12%	8%	5%	11%	2%	9%	2%	6%		Gain (%)		
2		Birth Weight															aim: 544g		
	Newbie	272g	314g	352g	406g	462g	502g	556g	598g	662g	690g	740g	756g	834g	836g	898g	Weight (g)		
	Female, Blue, Tail	42g	38g	54g	56g	40g	54g	42g	64g	28g	50g	16g	78g	2g	62g		Gain (g)		
		15%	12%	15%	14%	9%	11%	8%	11%	4%	7%	2%	10%	0%	7%		Gain (%)		
3		Birth Weight															aim: 652g		
	Blast	326g	360g	390g	452g	526g	612g	654g	712g	760g	800g	850g	882g	920g	950g	992g	Weight (g)		
	Male, Black, NBT, Closed Bliss	34g	30g	62g	74g	86g	42g	58g	48g	40g	50g	32g	38g	30g	42g		Gain (g)		
		10%	8%	16%	16%	16%	7%	9%	7%	5%	6%	4%	4%	3%	4%		Gain (%)		
4		Birth Weight															aim: 628g		
	Gia	314g	350g	380g	438g	512g	604g	678g	732g	732g	770g	836g	876g	970g	980g	1012g	Weight (g)		
	Female, Black, NBT	36g	30g	58g	74g	92g	74g	54g	0g	38g	66g	40g	94g	10g	32g		Gain (g)		
		11%	9%	15%	17%	18%	12%	8%	0%	5%	9%	5%	11%	1%	3%		Gain (%)		
5		Birth Weight															aim: 504g		
	Root	252g	292g	314g	374g	410g	472g	528g	574g	628g	670g	742g	750g	840g	832g	864g	Weight (g)		
	Male, Black, Tail	40g	22g	60g	36g	62g	56g	46g	54g	42g	72g	8g	90g	-8g	32g		Gain (g)		
		16%	8%	19%	10%	15%	12%	9%	9%	7%	11%	1%	12%	-1%	4%		Gain (%)		
6		Birth Weight															aim: 528g		
	Ink	264g	290g	330g	384g	436g	488g	528g	614g	672g	706g	736g	776g	820g	838g	890g	Weight (g)		
	Male, Black, NBT, Open Bliss, Closed Collar	26g	40g	54g	52g	40g	86g	58g	34g	30g	40g	44g	18g	52g		Gain (g)			
		10%	14%	16%	14%	12%	8%	16%	9%	5%	4%	5%	6%	2%	6%		Gain (%)		
7		Birth Weight															aim: 632g		
	BeeBee	316g	342g	388g	424g	462g	554g	590g	656g	710g	724g	780g	800g	906g	890g	936g	Weight (g)		
	Female, Blue, NBT	26g	46g	36g	38g	92g	36g	66g	54g	14g	56g	20g	106g	-16g	46g		Gain (g)		
		8%	13%	9%	9%	20%	6%	11%	8%	2%	8%	3%	13%	-2%	5%		Gain (%)		
8		Birth Weight															aim: 0g		
	Write characteristics here.	#N/A	#N/A	#N/A	#N/A	#N/A	#N/A	#N/A	#N/A	#N/A	#N/A	#N/A	#N/A	#N/A	#N/A	#N/A	Weight (g)		
		#N/A	#N/A	#N/A	#N/A	#N/A	#N/A	#N/A	#N/A	#N/A	#N/A	#N/A	#N/A	#N/A	#N/A	#N/A	Gain (g)		
		#N/A	#N/A	#N/A	#N/A	#N/A	#N/A	#N/A	#N/A	#N/A	#N/A	#N/A	#N/A	#N/A	#N/A	#N/A	Gain (%)		

Litter Average for comparison to past, current, and future litters:

Litter Average	281g	315g	349g	402g	458g	528g	578g	638g	684g	717g	774g	799g	872g	880g	925g	Weight (g)
----------------	------	------	------	------	------	------	------	------	------	------	------	------	------	------	------	------------



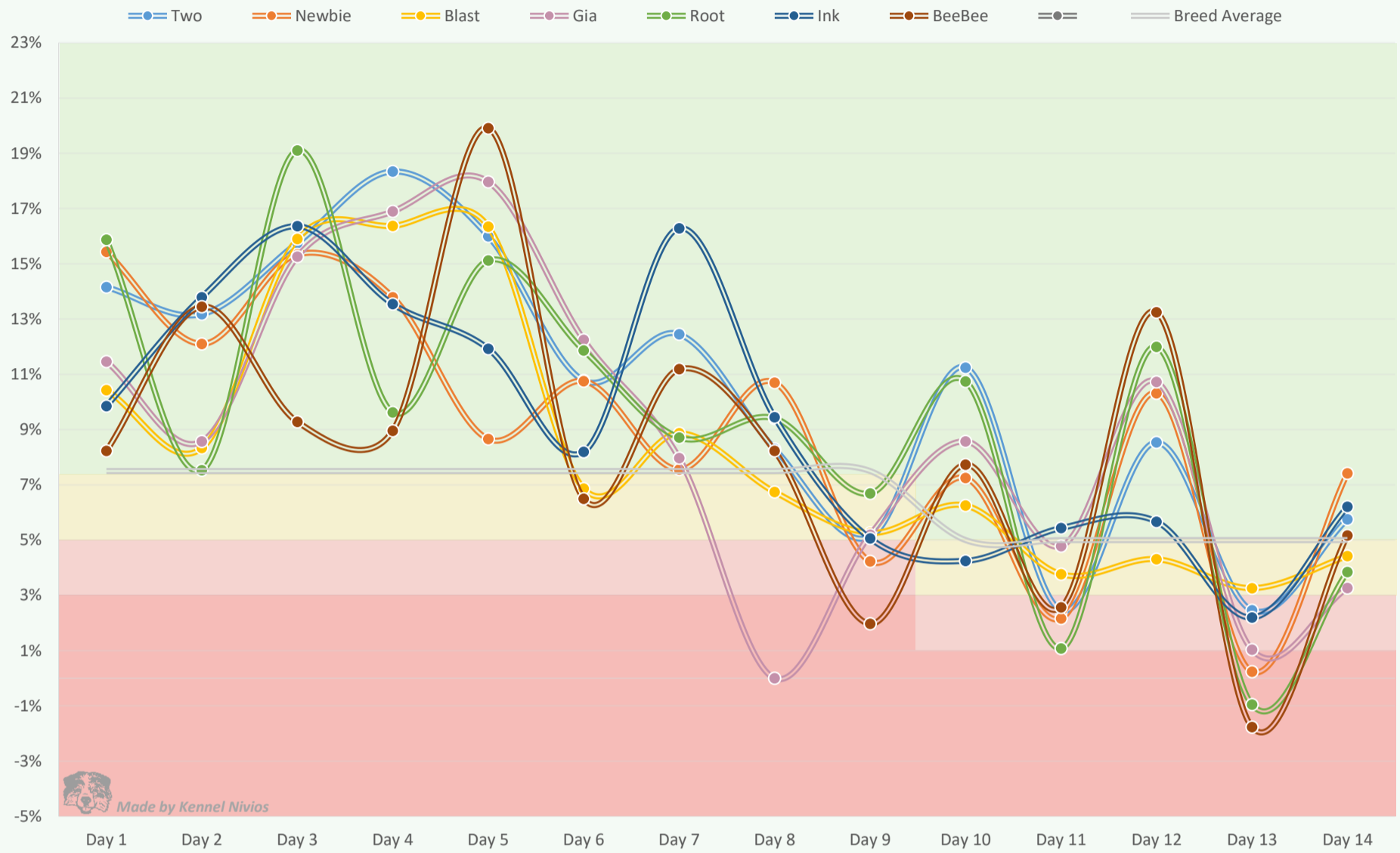
NIVOS PUPPY CHARTS vol.2

Weights in this documents are measured in grams (g)
This document is made by Kennel Nivos

The Nivos Puppy Charts offer a visual overview of the data, allowing you to observe and compare growth patterns not easily detected in the raw data. Comparing each puppy to one another and to an average, makes it easier for you to identify any underperforming puppies.

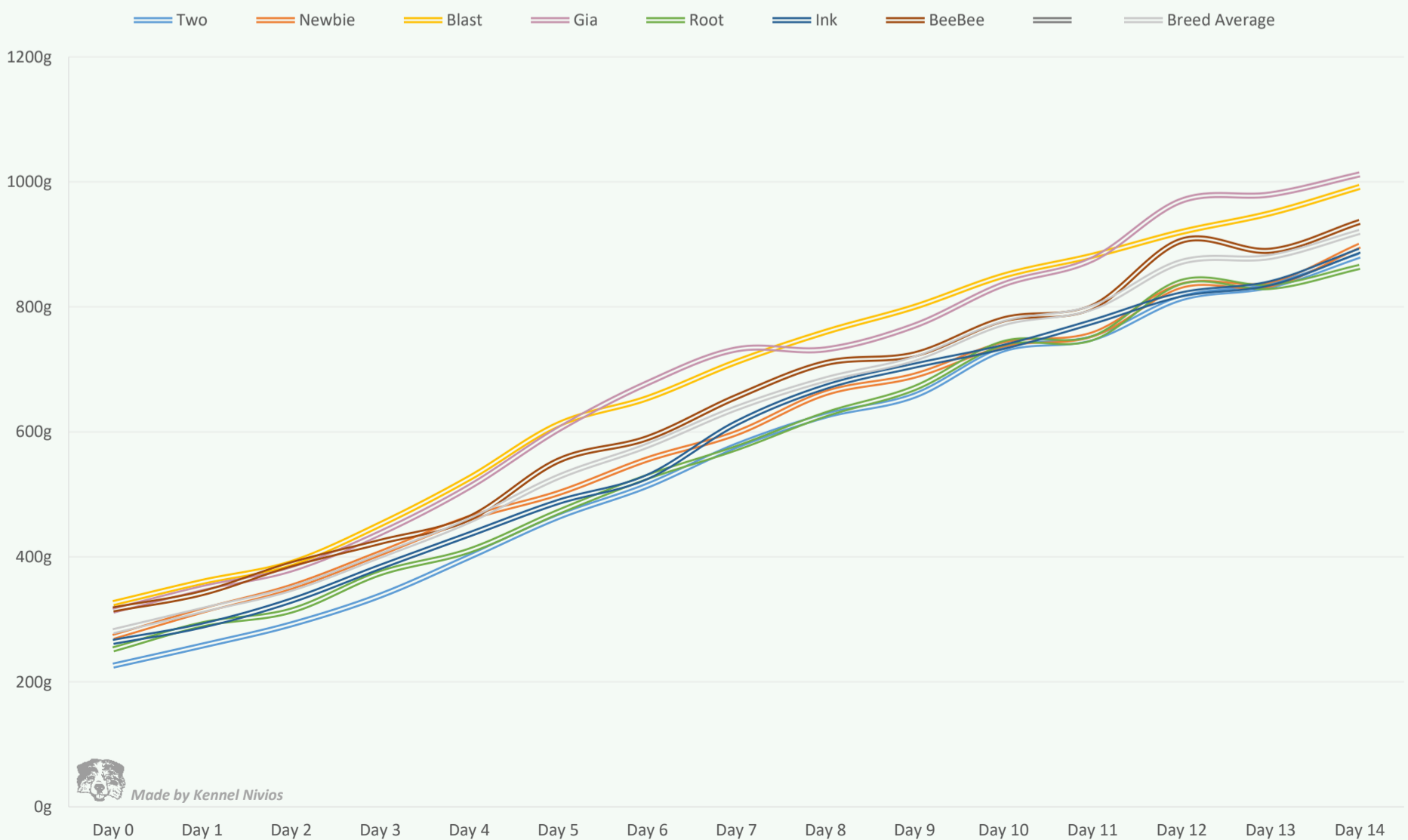
Daily Gain (%) Chart

Peak Zone	Monitoring Zone	Alert Zone	Critical Zone
Weight gain is exceeding average, indicating strong growth.	Weight gain is slightly below-average, not critical but warrants observation and potential mild intervention.	Weight gain is noticeably low, indicating prompt attention to prevent health risks.	Weight gain is critically low, requiring immediate and significant intervention to address health risks.



Weight (g) Chart

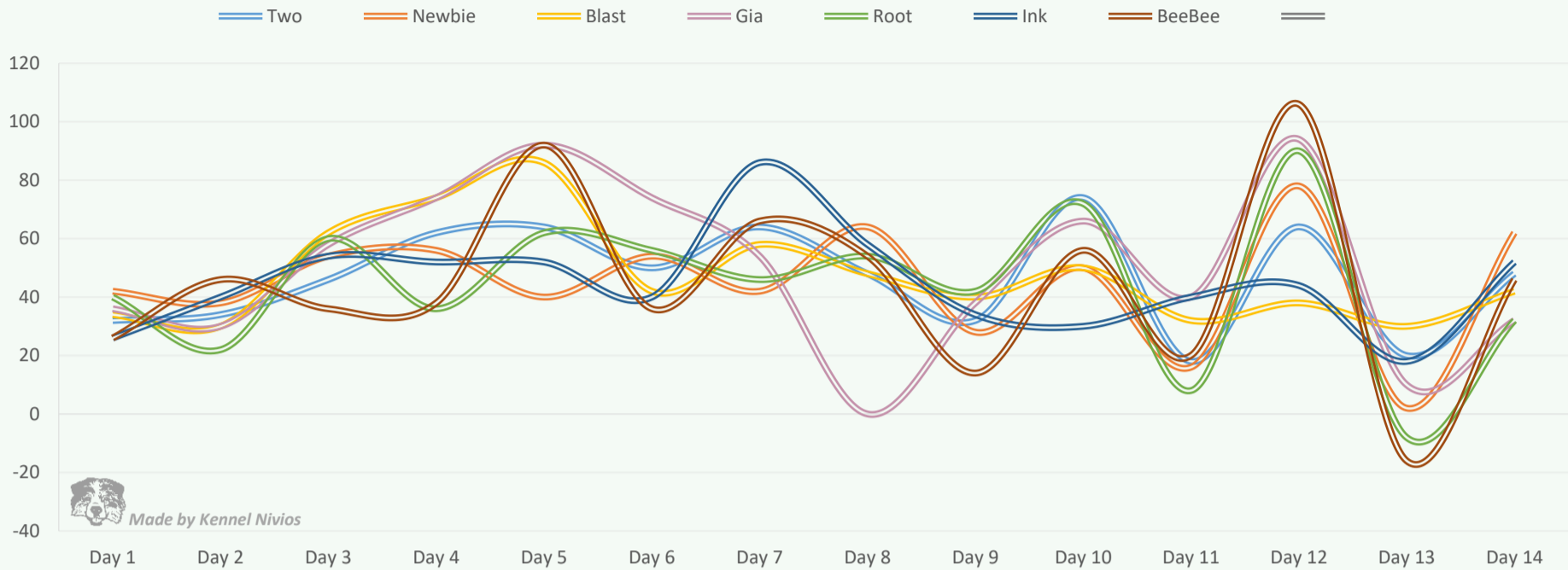
For tracking the progression of the individual puppies over time, while comparing the growth against littermates and the breed-specific average, providing insights into their relative development.





Daily Gain (g) Chart

While the Daily Gain (%) Chart provides a comprehensive assessment of overall body weight, the Daily Gain (g) Chart offers additional analysis focused specifically on the rate and consistency of weight gain. It serves as a supplement analysis to the Daily Gain (%) Chart, although it may not offer the same level of depth in evaluating growth dynamics.



Individual Gain (%) Chart

The Individual Gain (%) charts provide you with the same insights as the Daily Gain (%) Chart. However, they enable you to more easily analyse and compare each puppy's individual growth trends to the breed-specific average without interruptions, giving you insight into each puppy's growth patterns over time.

